



Anne Sullivan's dream was to become a Houston Firefighter. In April of 2013, her dream became a reality when Anne graduated from the HFD Val Jahnke Training Academy.

She was assigned to Fire Station 68 where they referred to her as "Punky" because of her short stature, huge heart and never-say-quit attitude. Although she was small, there was nothing she couldn't do as a firefighter.

Then on May 31, 2013, a little more than one month after graduating from the academy, her life ended alongside her brothers Firefighter Robert Garner, Captain Matthew Renaud and Engineer Operator Robert Bebee when they responded to the Southwest Inn Motel fire and attempted a search and rescue mission inside the fiery building.

Although her time with the fire department was cut short, Anne left an enduring legacy behind. Her dedication and desire serves as an example to all that if you work hard and strive to be the best, you can accomplish anything and make your dreams come true.



YOU CAN BE A FIREFIGHTER TOO!

STUDY HARD!...

Great students make great firefighters.

EAT RIGHT!...

I like to eat apples instead of candy bars.

Firefighters have to eat healthy.

EXERCISE!...

Firefighters have to be in good shape to do their job!

I like to play soccer and other sports instead of video games.

FIRE
SCIENCE

HFD SOCCER
68

WHAT DID YOU LEARN?

1. You should have at least _____ ways out of each room.

2. Your family should have a safe _____ outside the house to make sure everyone got out ok.

3. Call ____-____-____ in case of emergency.

4. _____ and Crawl Out Under The Smoke!

5. Bad _____ habits are the leading cause of kitchen fires.

6. If your clothes catch fire, you:

cover your eyes & _____

7. Working smoke detectors:

_____!

8. When you:
GET OUT _____!

9. Don't _____ with matches. if you see matches or a lighter, tell an adult right away!

10. List **3** things you need to do if you want to be a firefighter:


1. _____

2. _____

3. _____



COLOR THE HFD PATCH



HEY KIDS,

Firefighter Annie here. Do you know that a working smoke detector can save your life?...

Do you know how to test a smoke detector?...

Press and hold the test button until you hear the alarm....it's that easy.

If you don't hear the sound you may need a new battery...

If your smoke detector is making a "CHIRPING" sound, that means it is time to replace the battery...



Have your parents replace the battery with a brand new one right away.



**WORKING SMOKE DETECTORS SAVE LIVES!
TEST YOURS TODAY!**


COLOR THE FIRE TRUCK & HELMET

Be creative and color some really cool designs on these.



DO YOU KNOW WHO TO CALL?


If there is an emergency at your house,
do you know the number to call?
Write one number of the answer in each box.




Answer:
9-1-1

WHEN EVERY SECOND COUNTS...

You need to get the fire truck to the fire as quick as possible. But watch out for all the road blocks. And hurry because...
EVERY SECOND COUNTS!!!



DO YOU KNOW 2 WAYS OUT?



MAKE AN ESCAPE PLAN!...

It is very important that your family makes and practices an escape plan.

Once the smoke alarm sounds, you have to know what to do next.

Do you know **2** ways out of your room & home?


Do you know how to get out when the room starts filling with smoke?

Do you have a meeting place outside your home?

GET OUT AND STAY OUT!

Find the two ways out of this room.

Once you find the two ways out, this room could use some color and decorating so can you take care of that?



GET OUT AND STAY OUT!!!
STAY LOW AND CRAWL OUT
UNDER THE SMOKE!!!



REMEMBER!...

If you have to get out of your house during a fire and the room is filled with smoke... get on your knees and crawl out under the smoke. Also, before you open the door, test to see if it is hot by using the back of your hand. If it is hot, use the window or try another door.

HAVE A MEETING PLACE!



PICK A SPOT!...

You need to have a meeting place outside and away from your home so your family can meet there and see if everyone got out safe.

You can use a tree, mailbox, swingset, neighbor's house or anything as long as it is a safe distance away from your house. And remember...when you **GET OUT, STAY OUT!**

1838

NEVER, EVER PLAY WITH
MATCHES OR LIGHTERS!



TELL AN ADULT!...

If you find matches or a lighter, leave them alone and tell an adult right away.

Ask your parents to store all matches and lighters out of your reach.

STOP, DROP & ROLL!

IF YOUR CLOTHES CATCH FIRE!...

If your clothes ever catch fire, **DO NOT** run around. You need to....

STOP!

So The Fire Won't Spread.



DROP!

To Smother The Fire.



Cover Your Eyes and...
& ROLL!

To Put The Fire **OUT!**



FIRE SAFETY WORD SEARCH

Find and circle these fire safety words.
They can go in any direction.

ALARM
AMBULANCE
BURN
CRAWL
DETECTOR
DROP
EMERGENCY
ESCAPE
FIRE
FIREFIGHTER
LADDER
MEETING
ROLL
SAFETY
SMOKE
STOP
TRUCK
WATER

S	P	E	E	S	C	A	P	E	G	F	Y	W	L	S
R	T	X	N	K	M	B	D	N	I	I	O	M	D	E
L	O	O	K	L	Q	E	I	R	E	T	A	W	R	H
W	U	T	P	Y	N	T	E	F	I	R	E	R	O	C
A	U	K	C	E	E	F	A	L	U	Q	O	Z	P	T
R	Z	X	K	E	I	E	C	N	A	L	U	B	M	A
C	M	O	M	G	T	G	J	P	L	D	D	G	K	M
M	M	W	H	S	J	E	S	Z	A	I	D	B	G	N
S	O	T	K	A	P	T	D	L	K	J	G	E	J	Y
K	E	T	M	F	Y	P	A	N	R	U	B	A	R	G
R	C	A	S	E	W	R	G	N	P	K	S	L	G	B
R	T	U	D	T	M	T	H	I	G	U	W	R	L	U
H	H	E	R	Y	F	V	S	W	H	B	Q	R	Q	A
D	D	J	R	T	Q	H	E	S	N	B	D	J	H	T
E	M	E	R	G	E	N	C	Y	L	X	E	V	J	A

SECRET WORD:

There is also a secret word you need to find.
Hint: You should NEVER, EVER play with these.

Solution:

V	I	A	E	X	T	A	C	N	E	G	R	E	W	E
L	H	I	D	B	N	S	E	H	O	L	R	I	D	D
V	O	R	O	B	H	M	S	A	F	A	R	E	H	H
U	T	R	M	U	G	I	H	T	W	T	L	R	T	R
B	G	L	S	K	P	N	G	M	E	S	A	C	R	C
G	A	R	G	A	U	B	N	P	A	F	W	T	E	K
A	R	E	G	I	K	L	D	T	P	A	K	T	O	S
N	G	B	O	I	A	Z	S	E	J	S	H	M	W	M
W	K	G	O	D	T	P	I	R	G	W	O	W	C	
A	W	B	U	L	N	C	E	I	E	K	X	Z	R	
T	P	Z	O	O	U	T	A	F	E	C	K	U	V	
C	O	R	E	I	R	E	F	E	I	N	A	T	U	M
H	R	W	A	T	E	R	I	E	O	L	K	O	L	
E	D	E	W	O	I	N	B	W	K	N	X	T	R	
S	L	W	F	G	E	C	A	P	E	S	E	P	E	



BE A FIRE INSPECTOR FOR A DAY.

Use this page with your parents to check on the safety of your home. Check each box with what you find.

FIRE SAFETY CHECK LIST:

YES

☐

NO

☐

1. Does your home have working smoke detectors outside each sleeping area?

☐☐

2. Are the smoke detectors checked regularly?

☐☐

3. Does your family have a fire escape plan?

☐☐

4. Do you have 2 ways out of your room?

☐☐

5. Do you have 2 ways out of your house?

☐☐

6. Do you have a meeting place outside your house in case of a fire?

☐☐

7. Is your address visible from the street so firefighters can see it?

☐☐

8. Are matches stored properly-out of the reach of small children?

☐☐

9. Are all electrical outlets, appliances and cords in good shape and being used properly?

☐☐

10. Are the areas around the furnace and water heater clear of fire hazards?

☐☐

11. Does your family practice safe cooking habits?

DO YOU KNOW?...

When you last tested your smoke detectors:

Date: _____

Your Family's Escape Plan:

Family Meeting Place:

2 Ways Out Of Your Room:

1. _____
2. _____

Your Home Phone:

(____)_____

Your Address:

SAFETY IN THE KITCHEN.




HEY KIDS!... Did you know that bad cooking habits are the number one cause of kitchen fires? Here at the fire station, firefighters take turns cooking for their crews. One day your parents may ask you to help with dinner so here are a few tips for you and your parents.

- | | | | |
|---|--|--|---|
| <p>1. Turn pot handles away from the front of the stove. Place the handles over the counter and not over the heat. Little children can't grab them if they are out of the way.</p> | <p>2. Never leave cooking food unattended. When you are done cooking make sure all appliances are off. Don't leave an open flame burning and never leave a child alone in a kitchen when you are cooking.</p> | <p>3. Never wear loose clothing, dangling jewelry or long sleeves. Also, if you have long hair, tie it up. You don't want anything catching fire.</p> | <p>4. Get a fire extinguisher for the kitchen.</p> |
|---|--|--|---|

FIND IT IN THE FIREHOUSE.

WELCOME TO THE WATCH OFFICE...

I need you to "watch" for these important pieces firefighting equipment.
Can you find them?



Radio



Pike Pole



Axe



Helmet



Boot




Glove



Air Pack



Hose & Nozzle



THE WATCH OFFICE... The firefighter in the Watch Office welcomes people who walk in to the station for help or to visit, answers the phone and watches the dispatch computer.

Many citizens will visit the fire station to get help or see their local heroes. Some people will visit the station to learn more about firefighters.

This Watch Person is also very important because they watch the computer that gives firefighters the information and address they need to respond to when you dial 911.